



Learning about the Library

Suggested Activities

After watching the “Learning about the Library” video, choose from the following activities:

1. Write a list of questions that you’d like to ask a librarian. Maybe you’d like to know:
 - How did you become a librarian?
 - What do you like most about being a librarian?
 - What’s the best part of your job? The worst part?
 - For how long have you been a librarian?
 - What’s your favorite book?
 - Anything else that might be interesting!

E-mail your questions to us at schoolprograms@pequotlibrary.org, and we’ll send you our answers!





2. Write or draw about what you like most about the library. Share with your classmates, teacher, or us!
3. Write or draw about your favorite book. Why do you like it? Do you have a favorite character? What’s the best part of the book?
4. Create a cover for your favorite book, using the “Bind Your Own Book” activity on the Pequot Library website! [https://www.pequotlibrary.org/wp-content/uploads/2020/03/Resources-for-Parents- -Educators -Bookbinding-1.pdf](https://www.pequotlibrary.org/wp-content/uploads/2020/03/Resources-for-Parents--Educators-Bookbinding-1.pdf)
5. Make your own bookmark! Use the following template to create a bookmark of your very own.
 - Choose your shape (you can do more than one!)
 - Print on heavy paper or cardstock
 - Use scissors to cut your bookmark



PEQUOT
LIBRARY

- Decorate in a way that expresses your personal style, books you love, or anything else that makes you feel happy :)

Bookmark Templates



www.limvandevall.com | Copyright © 2014 Dutch Renaissance Press LLC.

